

Table 2. Confidence intervals (95%) for the amount of moisture lost to evapotranspiration before 78 perennial ryegrass entries from data set 18ALP1 reach 75, 50, and 25% green cover. Entries are ranked based on their ET₅₀ values.

Rank	Selection	ET ₇₅	ET ₅₀	ET ₂₅
1.	APR2965	6.760 to 7.496	8.613 to 9.123	10.23 to 10.99
2.	APR2535	6.954 to 7.380	8.663 to 8.956	10.24 to 10.67
3.	APR3157	6.819 to 7.610	8.444 to 8.985	9.831 to 10.60
4.	APR2972	6.594 to 7.180	8.239 to 8.645	9.713 to 10.28
5.	APR2973	6.654 to 7.164	8.143 to 8.496	9.491 to 9.970
6.	Penn APR2105	6.661 to 7.136	8.110 to 8.440	9.430 to 9.874
7.	APRT2835	6.443 to 7.043	8.033 to 8.451	9.455 to 10.03
8.	APR2225	6.803 to 7.262	8.041 to 8.360	9.159 to 9.579
9.	APR3154	6.721 to 7.065	8.061 to 8.300	9.309 to 9.627
10.	APR2839	6.394 to 6.856	8.018 to 8.342	9.513 to 9.958
11.	Trek	6.689 to 7.217	7.993 to 8.361	9.158 to 9.644
12.	Double Time (T-3)	6.626 to 7.161	7.969 to 8.342	9.170 to 9.665
13.	APR2647	6.578 to 7.023	7.957 to 8.267	9.217 to 9.630
14.	APR2846	6.594 to 6.960	7.952 to 8.208	9.212 to 9.553
15.	APR2848	6.459 to 6.886	7.925 to 8.224	9.276 to 9.677
16.	NP-3	6.472 to 6.945	7.859 to 8.190	9.121 to 9.561
17.	APR2847	6.610 to 6.992	7.889 to 8.156	9.068 to 9.421
18.	APR3210	6.202 to 6.695	7.835 to 8.185	9.333 to 9.809
19.	APR2908	6.573 to 6.958	7.873 to 8.143	9.073 to 9.430
20.	Double Time GLS(APRT2114)	6.517 to 7.159	7.766 to 8.216	8.848 to 9.440
21.	Legato	6.438 to 6.868	7.814 to 8.117	9.077 to 9.479
22.	Double Up GLS(APRT2344)	6.406 to 6.841	7.810 to 8.117	9.100 to 9.508
23.	APR3061	6.271 to 6.990	7.693 to 8.199	8.925 to 9.597
24.	APR2212	6.434 to 6.923	7.767 to 8.111	8.973 to 9.427
25.	Penn APR2237	6.344 to 6.803	7.777 to 8.101	9.088 to 9.520
26.	APR2237	6.385 to 6.837	7.761 to 8.080	9.018 to 9.441
27.	APR2616	6.421 to 6.955	7.690 to 8.066	8.820 to 9.316
28.	APR2856	6.320 to 6.817	7.690 to 8.042	8.931 to 9.396
29.	Integra Supreme (APR2680)	6.186 to 6.584	7.699 to 7.983	9.107 to 9.488
30.	APR3060	6.365 to 6.805	7.665 to 7.976	8.851 to 9.261
31.	APR3109	6.393 to 6.860	7.642 to 7.972	8.769 to 9.205
32.	APR3155	6.373 to 6.838	7.625 to 7.954	8.756 to 9.190
33.	APR2944	6.101 to 6.732	7.531 to 7.981	8.796 to 9.393
34.	APR2971	6.172 to 6.724	7.522 to 7.916	8.729 to 9.249
35.	APR2685	6.353 to 6.804	7.539 to 7.860	8.609 to 9.031
36.	APMT005	5.911 to 6.531	7.427 to 7.874	8.783 to 9.379
37.	APR3113	6.022 to 6.481	7.482 to 7.812	8.824 to 9.263
38.	APR2462	6.149 to 6.588	7.468 to 7.782	8.673 to 9.088
39.	Penn APR2154	6.124 to 6.594	7.447 to 7.783	8.649 to 9.093

40.	APR2637	6.162 to 6.655	7.431 to 7.783	8.572 to 9.038
41.	APR2970	6.043 to 6.473	7.451 to 7.760	8.749 to 9.159
42.	APR2612	6.045 to 6.726	7.360 to 7.848	8.501 to 9.144
43.	APR2939	6.058 to 6.550	7.413 to 7.766	8.641 to 9.108
44.	APR2436	6.382 to 6.881	7.402 to 7.756	8.288 to 8.764
45.	Penn APR2190	6.018 to 6.516	7.395 to 7.753	8.643 to 9.118
46.	APR2899	5.994 to 6.572	7.358 to 7.773	8.573 to 9.123
47.	APR2853	6.144 to 6.616	7.389 to 7.728	8.514 to 8.962
48.	TransGlobal (APR2524)	6.067 to 6.589	7.371 to 7.746	8.542 to 9.038
49.	APR3156	6.153 to 6.538	7.401 to 7.677	8.550 to 8.915
50.	APR2837	5.868 to 6.331	7.362 to 7.698	8.736 to 9.184
51.	APR2900	6.244 to 6.688	7.362 to 7.679	8.364 to 8.785
52.	APR2703	6.362 to 6.770	7.358 to 7.647	8.244 to 8.633
53.	APR3211	6.063 to 6.505	7.332 to 7.650	8.487 to 8.908
54.	APR2924	5.893 to 6.429	7.290 to 7.678	8.550 to 9.065
55.	APR3112	6.032 to 6.467	7.323 to 7.637	8.504 to 8.918
56.	APR2977	5.820 to 6.423	7.257 to 7.695	8.540 to 9.121
57.	APR2904	5.944 to 6.469	7.284 to 7.664	8.490 to 8.993
58.	APR2679	5.907 to 6.440	7.273 to 7.659	8.502 to 9.014
59.	APR2843	5.983 to 6.549	7.261 to 7.668	8.393 to 8.932
60.	APR2719	5.917 to 6.392	7.291 to 7.635	8.543 to 9.000
61.	APR3111	5.776 to 6.371	7.240 to 7.673	8.550 to 9.126
62.	APR3110	5.990 to 6.652	7.216 to 7.691	8.270 to 8.899
63.	APR2440	5.596 to 6.231	7.192 to 7.658	8.624 to 9.249
64.	APR3057	5.629 to 6.215	7.171 to 7.602	8.563 to 9.140
65.	APR2902	5.602 to 6.242	7.056 to 7.527	8.348 to 8.975
66.	APR3209	5.449 to 5.931	7.109 to 7.468	8.643 to 9.129
67.	APMT008	5.405 to 6.089	7.014 to 7.522	8.448 to 9.131
68.	AMF112	6.132 to 6.475	7.129 to 7.373	8.036 to 8.362
69.	APR2903	5.609 to 6.163	7.024 to 7.432	8.297 to 8.842
70.	Soprano	5.498 to 5.996	6.969 to 7.340	8.313 to 8.809
71.	APR2898	5.597 to 6.099	6.961 to 7.332	8.197 to 8.692
72.	APR3212	5.383 to 6.005	6.911 to 7.375	8.280 to 8.902
73.	APR2901	5.374 to 5.934	6.923 to 7.342	8.329 to 8.892
74.	APR3208	5.128 to 5.767	6.796 to 7.279	8.299 to 8.956
75.	Manhattan 6	5.313 to 5.909	6.786 to 7.234	8.108 to 8.710
76.	Pop	5.292 to 5.805	6.577 to 6.965	7.732 to 8.255
77.	APMT010	3.955 to 4.667	6.077 to 6.633	7.998 to 8.799
78.	Palmer V	3.861 to 4.373	5.765 to 6.172	7.526 to 8.114

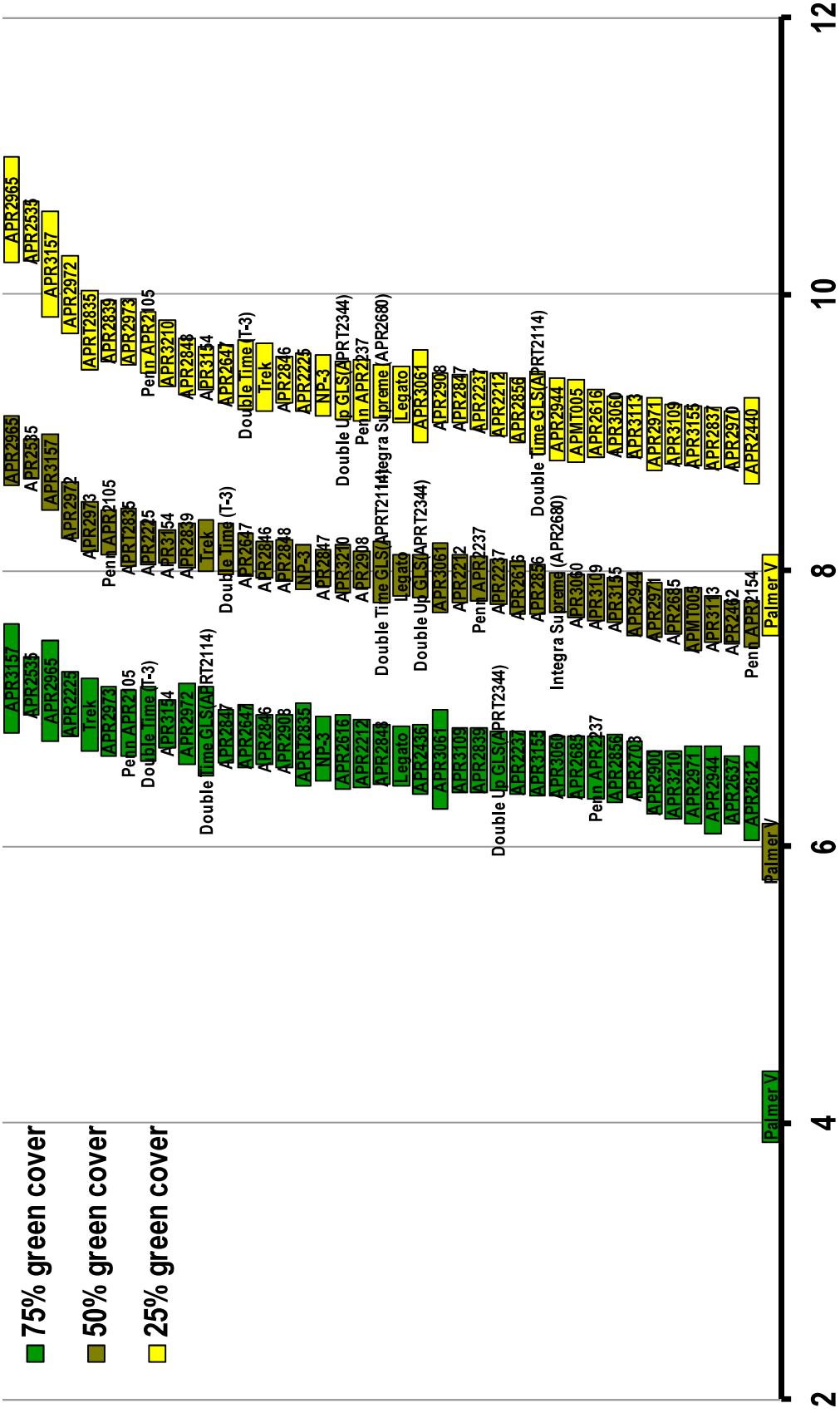


Figure 3. Confidence intervals (95%) for the moisture lost to evapotranspiration before the top-performing (top half) of 78 perennial ryegrass entries from data set 18ALP1 reach 75, 50, and 25% green cover. Both the top and bottom performing entries are included for reference.

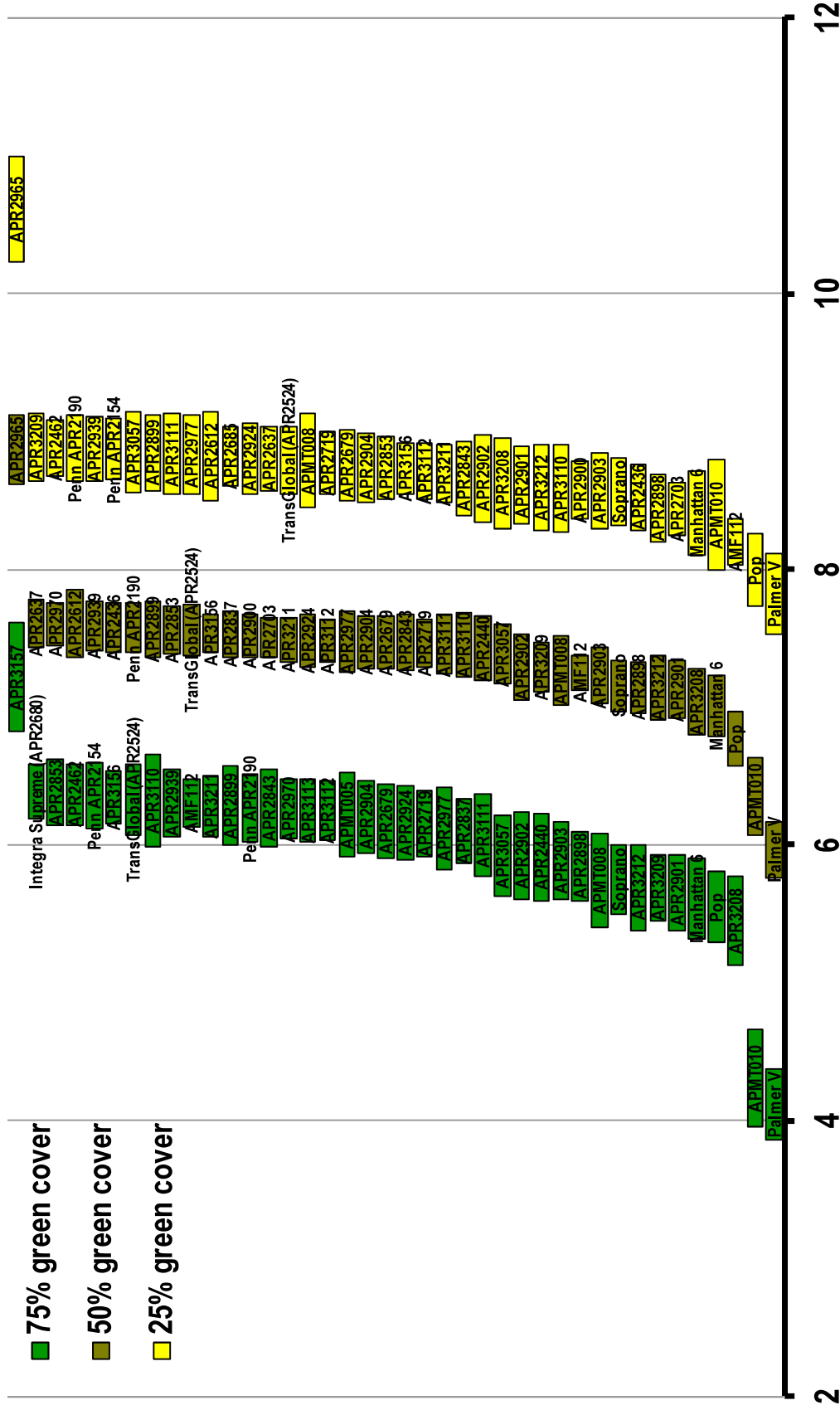
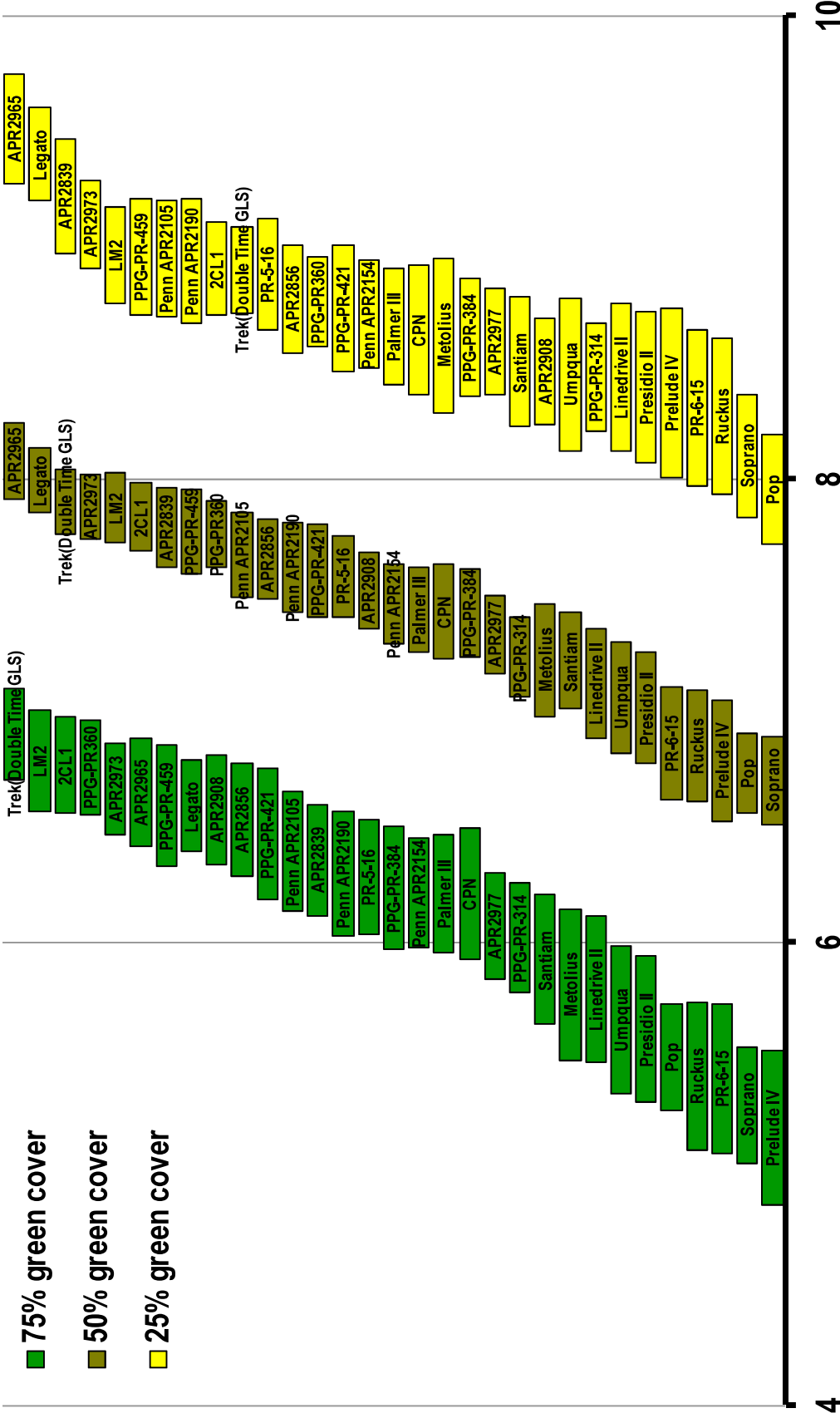


Figure 4. Confidence intervals (95%) for the moisture lost to evapotranspiration before the bottom-performing (bottom half) of 78 perennial ryegrass entries from data set 18ALP1 reach 75, 50, and 25% green cover. Both the top and bottom performing entries are included for reference.

Table 2. Confidence intervals (95%) for the amount of moisture lost to evapotranspiration before 31 perennial ryegrass entries from data set 18ALP2 reach 75, 50, and 25% green cover. Entries are ranked based on their ET₅₀ values.

Rank	Selection	ET ₇₅	ET ₅₀	ET ₂₅
1.	APR2965	6.415 to 6.877	7.916 to 8.242	9.275 to 9.751
2.	Legato	6.390 to 6.789	7.856 to 8.138	9.202 to 9.608
3.	Trek(Double Time GLS)	6.704 to 7.097	7.764 to 8.040	8.717 to 9.090
4.	APR2973	6.465 to 6.858	7.744 to 8.020	8.911 to 9.293
5.	LM2	6.567 to 7.002	7.724 to 8.029	8.762 to 9.176
6.	2CL1	6.555 to 6.974	7.688 to 7.984	8.708 to 9.108
7.	APR2839	6.114 to 6.597	7.616 to 7.962	8.977 to 9.468
8.	PPG-PR-459	6.331 to 6.849	7.593 to 7.959	8.712 to 9.213
9.	PPG-PR360	6.552 to 6.959	7.616 to 7.904	8.571 to 8.958
10.	Penn APR2105	6.134 to 6.650	7.489 to 7.857	8.701 to 9.207
11.	APR2856	6.286 to 6.771	7.482 to 7.826	8.546 to 9.012
12.	Penn APR2190	6.026 to 6.567	7.426 to 7.814	8.676 to 9.211
13.	PPG-PR-421	6.186 to 6.749	7.403 to 7.803	8.466 to 9.008
14.	PR-5-16	6.035 to 6.526	7.406 to 7.758	8.641 to 9.126
15.	APR2908	6.336 to 6.809	7.351 to 7.686	8.238 to 8.692
16.	Penn APR2154	5.977 to 6.450	7.292 to 7.633	8.479 to 8.944
17.	Palmer III	5.956 to 6.464	7.252 to 7.618	8.411 to 8.908
18.	CPN	5.926 to 6.493	7.223 to 7.631	8.367 to 8.922
19.	PPG-PR-384	5.971 to 6.497	7.235 to 7.613	8.357 to 8.869
20.	APR2977	5.839 to 6.300	7.163 to 7.499	8.364 to 8.821
21.	PPG-PR-314	5.783 to 6.254	7.058 to 7.401	8.209 to 8.673
22.	Metolius	5.490 to 6.141	6.977 to 7.459	8.288 to 8.953
23.	Santiam	5.644 to 6.207	7.010 to 7.423	8.226 to 8.789
24.	Linedrive II	5.479 to 6.115	6.883 to 7.354	8.119 to 8.762
25.	Umpqua	5.345 to 5.983	6.819 to 7.297	8.124 to 8.782
26.	Presidio II	5.311 to 5.942	6.776 to 7.251	8.074 to 8.727
27.	PR-6-15	5.089 to 5.732	6.613 to 7.104	7.967 to 8.647
28.	Ruckus	5.104 to 5.742	6.605 to 7.091	7.936 to 8.608
29.	Prelude IV	4.862 to 5.533	6.525 to 7.044	8.007 to 8.737
30.	Pop	5.276 to 5.733	6.557 to 6.904	7.721 to 8.193
31.	Soprano	5.048 to 5.548	6.507 to 6.891	7.834 to 8.366



Cumulative ET (inches)

Figure 2. Confidence intervals (95%) for the moisture lost to evapotranspiration before the 31 perennial ryegrass entries from data set 18ALP2 reach 75, 50, and 25% green cover.